

1969799-1 ✓ ACTIVE

MATE-N-LOK | Universal MATE-N-LOK

TE Internal #: 1969799-1

Rectangular Power Connectors, Header, Plug, Wire-to-Board, 2  
Position, 6.35 mm [.25 in] Centerline, Printed Circuit Board,  
Universal MATE-N-LOK

[View on TE.com >](#)



Connectors > Power Connectors > Rectangular Power > Rectangular Power Connectors



Rectangular Power Connector Type: **Header**

Connector & Housing Type: **Plug**

Connector System: **Wire-to-Board**

Number of Positions: **2**

Centerline (Pitch): **6.35 mm [.25 in]**

## Features

### Product Type Features

Rectangular Power Connector Type	Header
Connector & Housing Type	Plug
Connector System	Wire-to-Board
Sealable	No
Connector & Contact Terminates To	Printed Circuit Board

### Configuration Features

Number of Positions	2
PCB Mount Orientation	Vertical
Number of Power Positions	2
Number of Rows	1

### Contact Features

Contact Current Rating (Max)	12 A
Contact Retention Within Housing	Without
Contact Type	Pin



PCB Contact Termination Area Plating Material	Pre-Tin
Contact Mating Area Plating Material	Tin
Contact Mating Area Plating Material Thickness	3.81 – 5.08 $\mu\text{m}$ [150 – 200 $\mu\text{in}$ ]

#### Termination Features

Termination Method to Printed Circuit Board	Through Hole - Solder
---	-----------------------

#### Mechanical Attachment

Connector Mounting Type	Board Mount
-------------------------	-------------

#### Housing Features

Centerline (Pitch)	6.35 mm[.25 in]
Housing Color	Natural
Housing Material	Nylon

#### Usage Conditions

Operating Temperature Range	-40 – 105 $^{\circ}\text{C}$ [-40 – 221 $^{\circ}\text{F}$ ]
-----------------------------	--

#### Operation/Application

Circuit Application	Power
---------------------	-------

#### Identification Marking

Circuit Identification Feature	With
--------------------------------	------

#### Industry Standards

UL Flammability Rating	UL 94V-0
Glow Wire Rating	GWT 750 $^{\circ}\text{C}$ (Without Flame)

#### Packaging Features

Packaging Method	Box
------------------	-----

### Product Compliance

[For compliance documentation, visit the product page on TE.com>](#)

EU RoHS Directive 2011/65/EU	Compliant
EU ELV Directive 2000/53/EC	Compliant
China RoHS 2 Directive MIIT Order No 32, 2016	No Restricted Materials Above Threshold
EU REACH Regulation (EC) No. 1907/2006	Current ECHA Candidate List: JUNE 2022 (224) Candidate List Declared Against: JUNE 2022 (224) Does not contain REACH SVHC



Halogen Content Not Low Halogen - contains Br or Cl > 900 ppm.

Solder Process Capability Not reviewed for solder process capability

**Product Compliance Disclaimer**

This information is provided based on reasonable inquiry of our suppliers and represents our current actual knowledge based on the information they provided. This information is subject to change. The part numbers that TE has identified as EU RoHS compliant have a maximum concentration of 0.1% by weight in homogenous materials for lead, hexavalent chromium, mercury, PBB, PBDE, DBP, BBP, DEHP, DIBP, and 0.01% for cadmium, or qualify for an exemption to these limits as defined in the Annexes of Directive 2011/65/EU (RoHS2). Finished electrical and electronic equipment products will be CE marked as required by Directive 2011/65/EU. Components may not be CE marked. Additionally, the part numbers that TE has identified as EU ELV compliant have a maximum concentration of 0.1% by weight in homogenous materials for lead, hexavalent chromium, and mercury, and 0.01% for cadmium, or qualify for an exemption to these limits as defined in the Annexes of Directive 2000/53/EC (ELV). Regarding the REACH Regulation, the information TE provides on SVHC in articles for this part number is based on the latest European Chemicals Agency (ECHA) 'Guidance on requirements for substances in articles' posted at this URL: <https://echa.europa.eu/guidance-documents/guidance-on-reach>


## Compatible Parts

 <p>TE Part # 643412-1 02P UMNL HDR ASSY POL 94VO</p>	 <p>TE Part # 1969803-1 03P UMNL PIN HDR ASSY NATL, PIN V0 GW</p>	 <p>TE Part # 1969807-1 04P UMNL PIN HDR ASSY, PIN V0 GW</p>	 <p>TE Part # 1969814-1 06P UMNL PIN HDR ASSY, PIN V0 GW</p>
 <p>TE Part # 1969818-1 09P UMNL PIN HDR ASSY NATL, PIN V0 GW</p>	 <p>TE Part # 1969798-1 02P UMNL PIN HDR ASSY NATL, PIN V0 GW</p>	 <p>TE Part # 1969809-1 05P UMNL PIN HDR ASSY, PIN V0 GW</p>	 <p>TE Part # 1969805-1 04P UMNL HDR ASSY R/A, PIN V0 GW</p>
 <p>TE Part # 1969795-1 02P UMNL HDR ASSY SCKT V0 GW</p>	 <p>TE Part # 643250-1 02P UMNL ASSY MOD HSG V0</p>	 <p>TE Part # 1586137-1 02P UMNL PIN HDR POL NAT NDH</p>	 <p>TE Part # 1969796-1 02P UMNL HDR ASSY R/A, PIN V0 GW</p>

Also in the Series | **Universal MATE-N-LOK**




Circular Power Connectors(2)



Connector Contacts(11)




Insertion &amp; Extraction Tools(4)



Power Contacts(207)



Rectangular Boots &amp; Strain Relief(35)



Rectangular Connector Adapters(7)



Rectangular Connector Hardware(1)




Rectangular Connector Housings(2)



Rectangular Connector Keying Plugs(3)



Rectangular Connector Locking(4)



Rectangular Connector Seals(26)



Rectangular Power Connectors(728)

## Documents

### CAD Files

3D PDF

3D

Customer View Model

[ENG\\_CVM\\_CVM\\_1969799-1\\_A.2d\\_dxf.zip](#)

English

Customer View Model

[ENG\\_CVM\\_CVM\\_1969799-1\\_A.3d\\_igs.zip](#)

English

Customer View Model

[ENG\\_CVM\\_CVM\\_1969799-1\\_A.3d\\_stp.zip](#)

English

By downloading the CAD file I accept and agree to the [Terms and Conditions](#) of use.

### Agency Approvals

VDE Certificate

English

1969799-1

Rectangular Power Connectors, Header, Plug, Wire-to-Board, 2 Position, 6.35 mm [.25 in] Centerline, Printed Circuit Board, Universal MATE-N-LOK

